

Mathematics 1A

HSLU, Semester 1

Matteo Frongillo

Last update:

February 11, 2025

Contents

I	Logic	6
1	Propositional logic	6
1.1	Logical connectives	6
1.1.1	Logical conjunction \wedge	6
1.1.2	Logical disjunction \vee	6
1.1.3	Logical negation \neg	6
1.1.4	Implication \implies	6
1.1.5	Inference \Leftarrow	6
1.1.6	If and only if \iff	7
II	Set Theory	7
2	The set theory	7
2.1	Logical symbols	7
2.1.1	Definition	7
2.1.2	Equal	7
2.1.3	Belongs to	7
2.1.4	Does not belong to	7
2.1.5	Inclusion and contains	7
2.1.6	For all/any	7
2.2	Numerical sets	8
2.2.1	Inclusion of sets	8
3	Abstract algebra	8
3.1	Universe symbol	8
3.2	Venn diagram	8
3.2.1	Union $A \cup B$	8
3.2.2	Intersection $A \cap B$	9
3.2.3	Complement \bar{A}	9
3.2.4	Difference between sets \setminus	10
3.2.5	Symmetrical difference \triangle	10
3.2.6	Disjoined sets (Empty sets) \emptyset	11
III	Algebra	12
4	Intervals in the real line	12
4.1	Examples	12
4.1.1	Interval sets	12
4.1.2	Graphical examples	12
5	The extended line	12

5.1	Properties	12
5.2	Operation in the extended line	12
5.2.1	Additions	13
5.2.2	Multiplications	13
6	Intervals including $\pm\infty$	13
6.1	Examples	13
6.1.1	Interval sets	13
6.1.2	Graphical examples	14
7	The absolute value function	14
7.1	Graph of absolute value functions	14
7.2	Properties	14
7.3	Triangular inequalities	15
8	Concept of functions	15
8.1	Image (Range)	15
9	Linear function	16
9.1	Cartesian diagram	16
9.2	Straight line	16
9.3	Slope-intercept equation	16
9.3.1	Slope	16
9.3.2	Drawing	16
9.4	Vertical lines	17
10	Equation of a line	17
10.1	General equation in a cartesian diagram	17
11	Increasing and decreasing functions	18
11.1	Increasing functions	18
11.2	Decreasing functions	18
12	Inverse function	18
12.1	Facts about inverse functions	18
13	Expressions and factorization	19
13.1	Expressions, terms and factors	19
13.1.1	Expressions	19
13.2	Terms	19
13.2.1	Factors	19
13.2.2	Common factor	19
13.3	Notable products	19
14	Polynomial function	20
15	Classification of polynomials	20
16	Symmetrical functions	20
16.1	n odd	20
16.1.1	Graph examples	20
16.2	n even	21
16.2.1	Graph examples	21
16.3	General case	21
16.4	Symmetry of a polynomial	21
17	Intersection with axis	22
17.1	Vertical intersection	22
17.2	Zeros of a function	22
17.3	Graph example	22
18	Dominant elements in a function approaching $\pm\infty$	23
18.1	Order of dominance	23

18.1.1	Approaching to $+\infty$	23
18.1.2	Approaching to $-\infty$	23
18.1.3	Dominance in rational functions	23
19	Exponential and logarithm functions	24
19.1	Exponentials	24
19.1.1	General equation	24
19.1.2	Euler's number	24
19.2	Logarithms	24
19.2.1	Natural logarithm	24
19.2.2	Logarithms with arbitrary bases	24
19.2.3	Common logarithm	24
19.3	Exponential growth	25
20	Composite functions	25
20.1	Examples	25
IV	Trigonometry	26
21	Trigonometry	26
21.1	Conversion table of degrees and radians	26
21.2	Trigonometric functions in the unit circle	26
21.2.1	Property 1 – Domain and range	27
21.2.2	Property 2 – Trigonometric identity	27
21.3	Tangent	27
21.4	Domain of trigonometric functions	27
21.5	Inverse trigonometric functions	28
21.5.1	Arccosine	28
21.5.2	Arcsine	28
21.5.3	Arctan	28
21.6	Harmonic oscillation	29
V	Limits	30
22	Concept of limit of a real function	30
22.1	Definition	30
22.2	Graphic interpretation	30
23	Limit value at a finite point	30
23.1	One-sided limits	31
23.1.1	Graph example	31
24	Continuity of a function	31
24.1	Continuity in short	32
VI	Derivatives	33
25	Derivative notations	33
26	Definition of derivative	33
26.1	Simplified definition (Exponentiation rule)	33
26.2	Existence of the derivative	33
27	Geometric meaning of the derivative	34
27.1	Equation of the tangent line	34
28	Bernoulli – de l'Hôpital Theorem	34
28.1	The 7 indeterminate forms	34
28.2	Statement of the theorem	35

29 Derivation rules	35
29.1 Normal cases	35
29.1.1 Linearity	35
29.1.2 Sum and subtraction	35
29.1.3 Multiplication	35
29.1.4 Quotient	35
29.1.5 Exponential	35
29.1.6 Composite function (Chain rule)	35
29.1.7 Inverse function	36
29.1.8 Trigonometric functions	36
29.2 Particular cases	36
29.3 Physical application	36
29.3.1 Average acceleration a_{av}	36
29.3.2 Instant acceleration $a(t)$	36
30 Linearization	37
30.1 The linearization principle	37
30.2 Tangent line approximation	37
30.3 Error function	37
31 Monotonicity	37
31.1 Definition of monotonicity	37
31.1.1 Monotonicity criterion	37
31.1.2 Monotonicity table	37
31.2 Critical point	37
31.3 Darboux theorem	38
32 Minimum and maximum	38
32.1 Local extrema	38
32.1.1 Local maximum	38
32.1.2 Local minimum	38
32.2 Global extrema	38
32.2.1 Global maximum	38
32.2.2 Global minimum	38
32.3 Extrema tricks	39
33 Higher derivatives	39
33.1 Concavity	39
33.1.1 Definition of Concavity	39
33.2 Inflection point	39
33.3 Curvature of a function	40
33.3.1 Radius of curvature	40
33.3.2 Graphical example	40
VII Integrals	41
34 Definite integral	41
34.1 Definite integral cases	41
34.1.1 First case	41
34.1.2 Second case	41
34.1.3 Third case	41
34.2 Riemann sum	42
34.2.1 Statement of the theorem	42
34.2.2 Sigma notation	42
34.2.3 Graphic interpretation	42
34.3 Integration rules	43
34.3.1 Linearity	43
34.3.2 Sum and subtraction	43
34.4 Integral with infinite bounds	43
34.4.1 When upper bound is $+\infty$	43
34.4.2 When lower bound is $-\infty$	43

34.4.3 When bounds are ∞	43
35 Indefinite integral	44
35.1 Fundamental theorem of calculus	44
35.2 Second fundamental theorem of differential and integral calculus	44
35.3 Special cases	44
35.3.1 Trigonometric functions	44
35.3.2 Other rules	44
36 Integration with substitution rule	45
36.1 Indefinite integrals	45
36.2 Definite integrals	45
37 Integration by parts	45
37.1 Indefinite integrals	45
37.2 Definite integrals	46
37.3 Particular cases	46
38 Area calculation	46
38.1 Area between two curves	46
38.1.1 Case 1	46
38.1.2 Case 2	47
39 Arc length	47
40 Volume calculation	47
40.1 Means of slicing	47
40.1.1 Pyramid slicing	47
40.2 Revolution around the x-axis	48
40.3 Revolution around the y-axis	48
41 Center of gravity	49
41.1 Surface of a homogeneous plane	49
41.2 Mass points	49
41.2.1 For one surface	49
41.2.2 For n-surfaces	49
42 Integral derivative	50
42.1 Leibniz integral rule	50

Part I

Logic

1 Propositional logic

Propositional logic is a branch of mathematics that deals with propositions and logical operations.

1.1 Logical connectives

A	B	$\neg B$	$A \wedge B$	$A \vee B$	$A \implies B$	$A \Leftrightarrow B$
T	T	F	T	T	T	T
T	F	T	F	T	F	F
F	T	F	F	T	T	F
F	F	T	F	F	T	T

1.1.1 Logical conjunction \wedge

Given two statements P and Q , $P \wedge Q$ is true if both P and Q are true.

Let $P = (x > 0)$ and $Q = (y > 0)$, then:

$$P \wedge Q = (x > 0 \wedge y > 0)$$

1.1.2 Logical disjunction \vee

Given two statements P and Q , $P \vee Q$ is true if at least one of P or Q is true.

Let $P = (x = 0)$ and $Q = (y \neq 0)$, then:

$$P \vee Q = (x = 0 \vee y \neq 0)$$

1.1.3 Logical negation \neg

The negation of a statement P , denoted as $\neg P$, is true if P is false, and false if P is true.

Let $P = (x \geq 5)$, then:

$$\neg P = (x < 5)$$

1.1.4 Implication \implies

The symbol \implies indicates that if statement P is true, then statement Q must also be true (i.e., P implies Q).

Warning: It does not require that Q implies P .

$$P = (x = 1) \implies Q = (x \in \mathbb{N})$$

1.1.5 Inference \Leftarrow

The symbol \Leftarrow means that a conclusion or result implies the truth of an earlier statement.

If Q is true, then P must be true.

$$Q = (x > 0) \Leftarrow P = (x \in \mathbb{R}^+)$$

1.1.6 If and only if \Longleftrightarrow

The symbol \Longleftrightarrow indicates that two statements P and Q are logically equivalent, meaning P is true if and only if Q is true.

$$P = (x \in \mathbb{N}, x \neq 0) \Longleftrightarrow Q = (x \in \mathbb{N}^*)$$

Part II

Set Theory

2 The set theory

2.1 Logical symbols

2.1.1 Definition

Braces and the definition symbol “:=” are used to define a set giving all its elements:

$$A := \{a, b, c, d, e\}$$

2.1.2 Equal

In this case, the equal symbol means that the set A is equal to the set B :

$$A = B$$

2.1.3 Belongs to

The symbols \in and \ni describe an element which is part of the set:

$$a \in A \Longleftrightarrow A \ni a$$

2.1.4 Does not belong to

The symbols \notin mean that an element does not belong to the set:

$$f \notin A$$

2.1.5 Inclusion and contains

The symbols \subset and \supset mean that a set has another set included in its set:

$$\mathbb{N} \subset \mathbb{Z} \Longleftrightarrow \mathbb{Z} \supset \mathbb{N}$$

2.1.6 For all/any

The symbol \forall means that we are considering any type of element:

$$\forall x \in \mathbb{R}, x > 0$$

In this case, we've defined a new set.

2.2 Numerical sets

- $\mathbb{N} :=$ Natural numbers (including 0);
- $\mathbb{Z} :=$ Integer numbers;
- $\mathbb{Q} :=$ Rational numbers;
- $\mathbb{R} :=$ Real numbers $:= \mathbb{Q} \cup \{\text{irrational numbers}\}$.

Notation: The “*” symbol means that the set does not include 0.

2.2.1 Inclusion of sets

$$\boxed{\mathbb{N} \subset \mathbb{Z} \subset \mathbb{Q} \subset \mathbb{R} \subset \mathbb{C}}$$

$$B := \{\pi, 1, -1, 0\};$$

$$C := \{\pi, 1\};$$

$$D := \{\pi\}.$$

Then we write some examples: $\pi \in B$, $D \subset B$, $C \subset B$, $B \not\subset C$, $0 \in B$, $0 \notin C$.

3 Abstract algebra

3.1 Universe symbol

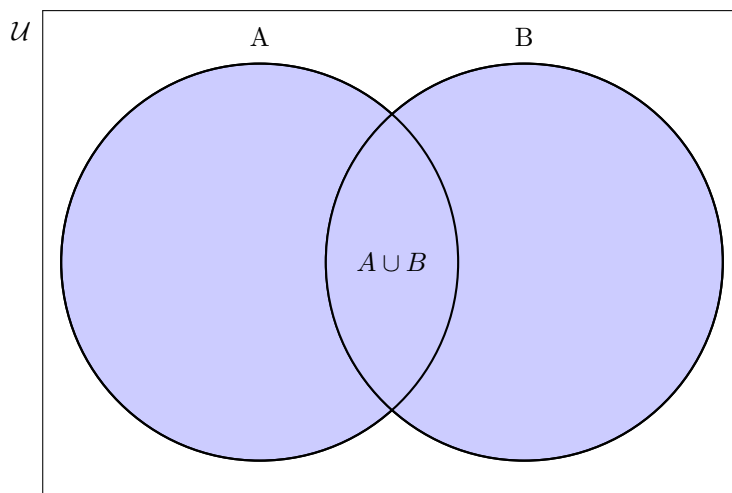
The symbol $\mathcal{U} :=$ Universe describes a big set which contains all sets involved in our discussions (not always).

3.2 Venn diagram

3.2.1 Union $A \cup B$

If A and B are sets, then their union is:

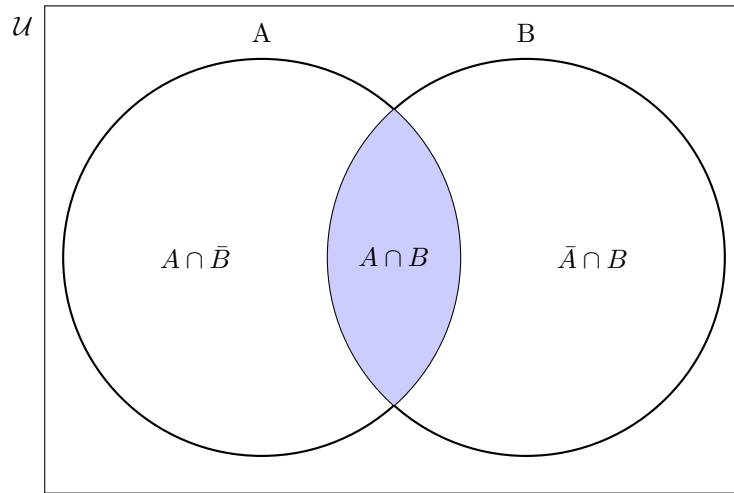
$$\boxed{A \cup B = \{\forall x \in \mathcal{U} \mid x \in A \vee x \in B\}}$$



3.2.2 Intersection $A \cap B$

If A and B are sets, then their intersection is:

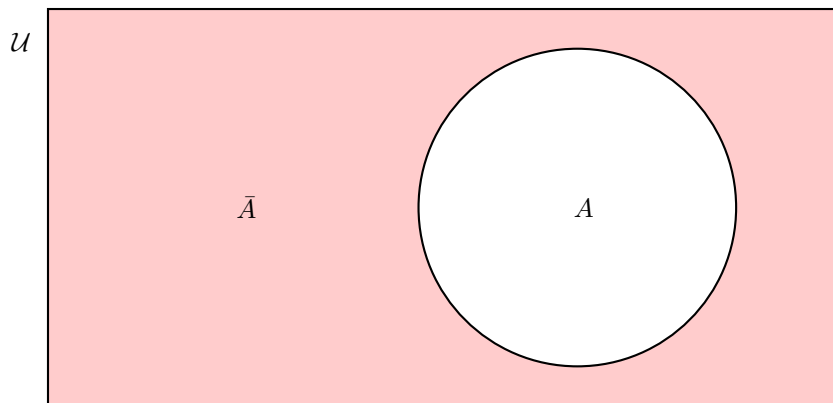
$$A \cap B = \{\forall x \in \mathcal{U} \mid x \in A \wedge x \in B\}$$



3.2.3 Complement \bar{A}

If A is a set, its complement is:

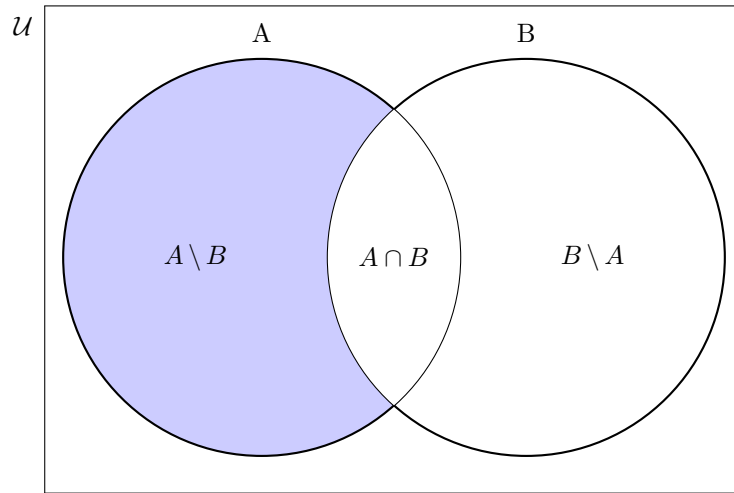
$$\bar{A} = \{\forall x \in \mathcal{U} \mid x \notin A\}$$



3.2.4 Difference between sets \setminus

If A and B are sets, then their difference is:

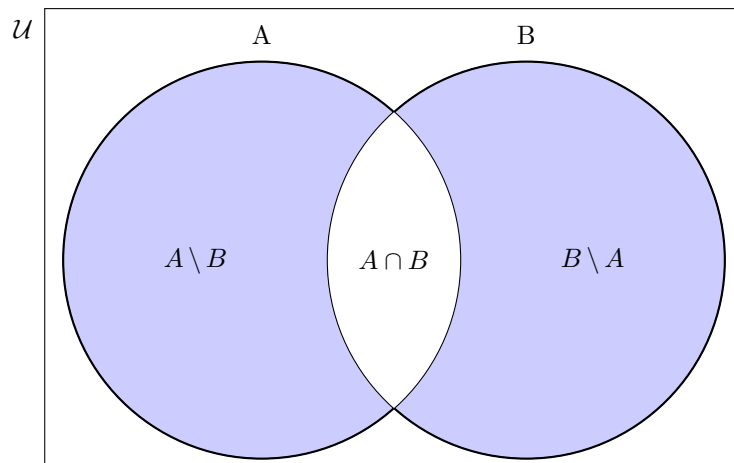
$$A \setminus B = \{\forall x \in \mathcal{U} \mid x \in A, x \notin B\}$$



3.2.5 Symmetrical difference \triangle

If A and B are sets, then their symmetrical difference is:

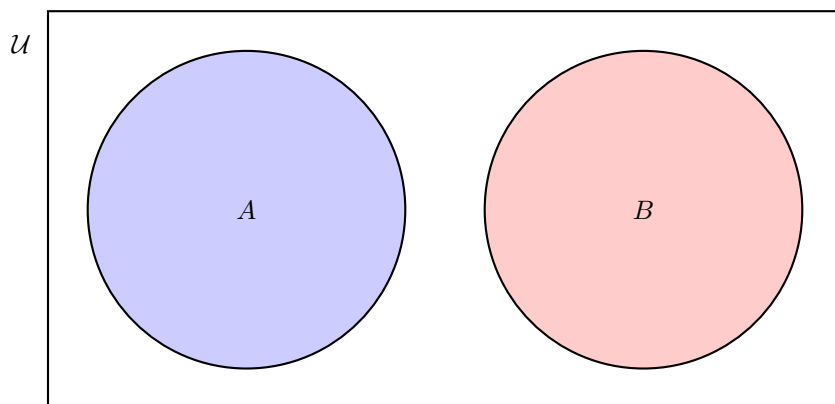
$$A \triangle B = (A \setminus B) \cup (B \setminus A)$$



3.2.6 Disjoined sets (Empty sets) \emptyset

\emptyset := the set containing zero elements:

$$A \cap B = \emptyset$$



Part III

Algebra

4 Intervals in the real line

Intervals describe what happens between two or more elements.

4.1 Examples

4.1.1 Interval sets

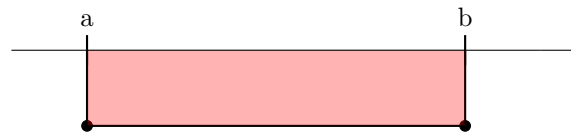
We have 4 cases:

- $(a, b) = \{\forall x \in \mathbb{R} \mid a < x < b\};$
- $[a, b) = \{\forall x \in \mathbb{R} \mid a \leq x < b\};$
- $(a, b] = \{\forall x \in \mathbb{R} \mid a < x \leq b\};$
- $[a, b] = \{\forall x \in \mathbb{R} \mid a \leq x \leq b\}.$

Notation: a and b are often called the “end points” of the interval;

4.1.2 Graphical examples

$\forall x \in \mathbb{R}, x \in [a, b]$

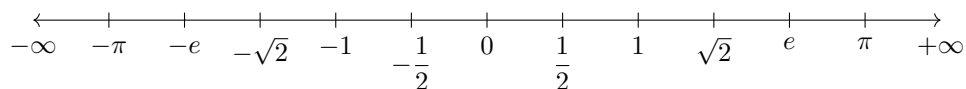


5 The extended line

In the real line \mathbb{R} we add $\pm\infty$.

Real line: $(-\infty, +\infty) = \mathbb{R}$

Extended real line: $[-\infty, +\infty] = \overline{\mathbb{R}}$



Remark: $\pm\infty \notin \mathbb{R}$

5.1 Properties

$$\boxed{\forall x \in \mathbb{R} \mid \infty > x \mid -\infty < 0}$$

5.2 Operation in the extended line

If $a, b \in \mathbb{R}$, then $a + b$, $a - b$, $a \cdot b$, $\frac{a}{b}$ (with $b \neq 0$) stay the same

5.2.1 Additions

Let $\forall a \in \mathbb{R}$:

- $a + \infty := \infty$;
- $a - \infty := -\infty$;
- $+\infty + \infty := +\infty$;
- $-\infty - \infty := -\infty$;
- $+\infty - \infty := \text{undefined}$.

5.2.2 Multiplications

Let $\forall a \in \mathbb{R}$:

- $+\infty \cdot +\infty := +\infty$;
- $-\infty \cdot +\infty := -\infty$;
- $-\infty \cdot (-\infty) := \infty$;
- $a \cdot \infty := \begin{cases} a > 0 & +\infty \\ a < 0 & -\infty \\ a = 0 & \text{undefined} \end{cases}$
- $a \cdot (-\infty) := \begin{cases} a > 0 & -\infty \\ a < 0 & +\infty \\ a = 0 & \text{undefined} \end{cases}$
- $\frac{a}{+\infty} = \frac{a}{-\infty} := 0$;
- $\frac{+\infty}{a} := \begin{cases} a > 0 & +\infty \\ a < 0 & -\infty \\ a = 0 & +\infty \end{cases}$
- $\frac{-\infty}{a} := \begin{cases} a > 0 & -\infty \\ a < 0 & +\infty \\ a = 0 & -\infty \end{cases}$
- $\frac{\infty}{\infty} := \text{undefined}$.

6 Intervals including $\pm\infty$

Intervals describe what happens between two or more elements, including $\pm\infty$.

6.1 Examples

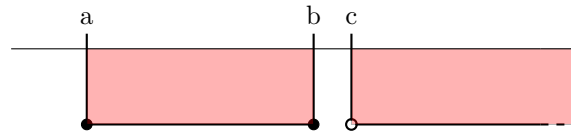
6.1.1 Interval sets

Let $a \in \mathbb{R}$, then:

- $(-\infty, a) = \{\forall x \in \mathbb{R} \mid x < a\}$;
- $(a, +\infty) = \{\forall x \in \mathbb{R} \mid x > a\}$;
- $(-\infty, a] = \{\forall x \in \mathbb{R} \mid x \leq a\}$;
- $[a, +\infty] = \{\forall x \in \mathbb{R} \mid x \geq a\}$;
- $(-\infty, +\infty) = \mathbb{R}$;
- $[-\infty, +\infty] = \overline{\mathbb{R}}$.

6.1.2 Graphical examples

$\forall x \in \mathbb{R}, x \in [a, b] \cup]c, +\infty[$



Notation: The union of two or more intervals where $x \in \mathbb{R}$ is denoted by the symbol \cup .

7 The absolute value function

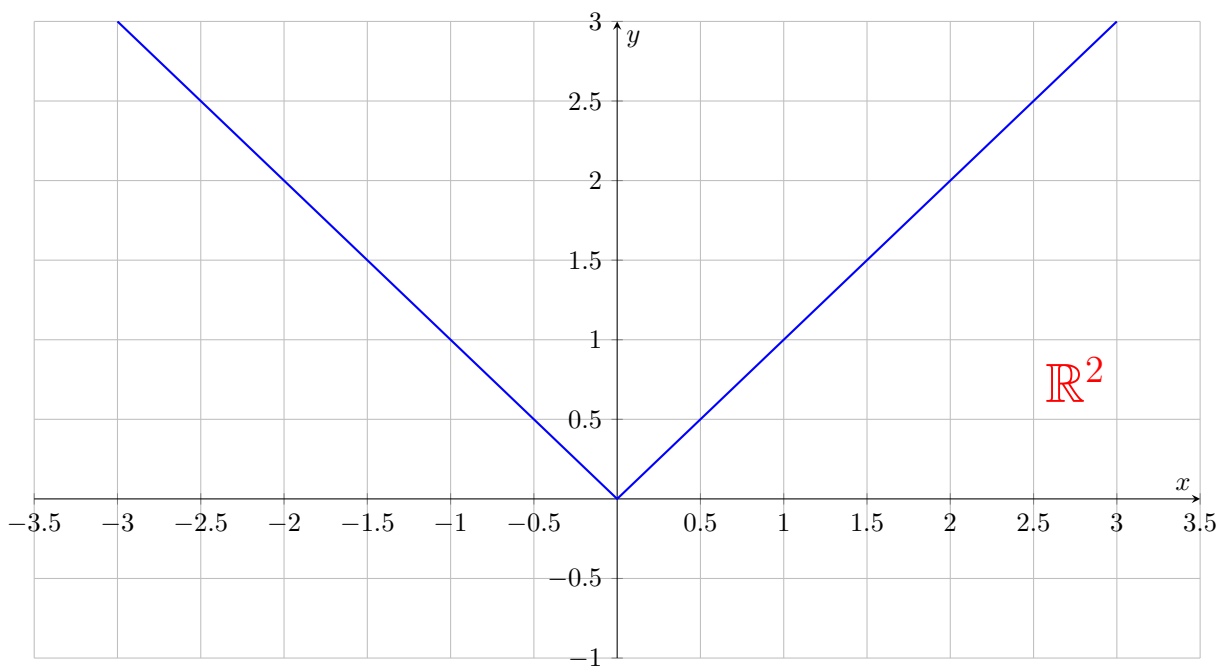
The absolute value is an operator that returns the positive value of a number, regardless of its original sign.

Let $x \in \mathbb{R}$, then:

$$|x| = \begin{cases} x & \text{if } x \geq 0 \\ -x & \text{if } -x < 0 \end{cases}$$

7.1 Graph of absolute value functions

Let's plot the function $y = |x|$:



7.2 Properties

Let $a, b \in \mathbb{R}$, then:

- $|a \cdot b| = |a| \cdot |b|$;
- $\left| \frac{a}{b} \right| = \frac{|a|}{|b|}$ for $b \neq 0$;
- $|a \pm b| \neq |a| \pm |b|$.

7.3 Triangular inequalities

Let $a, b \in \mathbb{R}$, then:

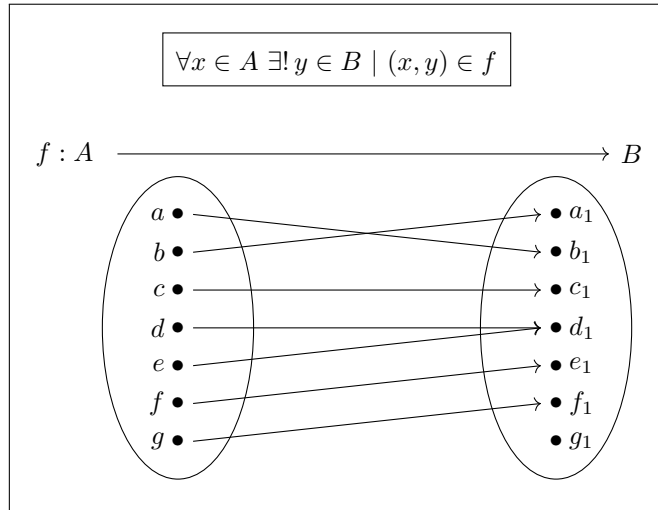
$$\begin{array}{l} |a| + |b| \geq |a+b| \\ |a| - |b| \leq |a-b| \end{array}$$

8 Concept of functions

Let's take any two sets $A \{a, b, c, d, e, f, g\}$ and $B \{a_1, b_1, c_1, d_1, e_1, f_1, g_1\}$.

$$\begin{array}{l} f : A \Rightarrow B \\ a \mapsto f(a) \end{array}$$

A function is a relation between the sets A and B , according to which we associate to each element of A one and only one element of B :



Notation: $f(a) = b_1, f(b) = a_1, f(c) = c_1, f(d) = d_1, \dots$

Each point in set A is associated with one element of B . However, it is possible for more than two elements of A to point to the same element of B .

The set A is called *domain* of f . The set B is called the *codomain* of f .

8.1 Image (Range)

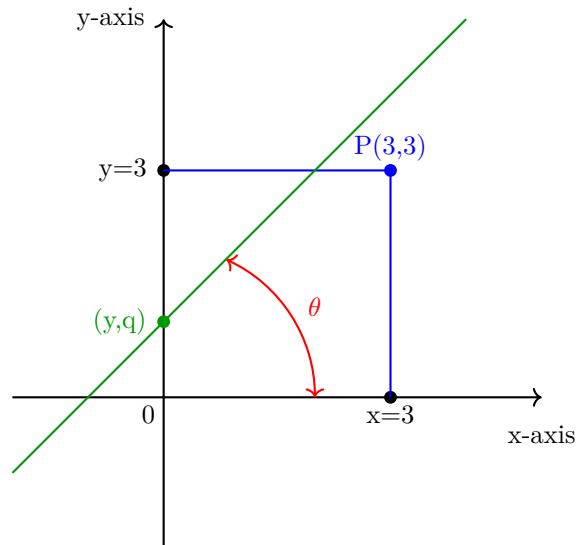
Let $f : X \Rightarrow Y$ be a function. The image of f is defined as:

$$\text{Im}(f) = \{y \in Y \mid y = f(x), x \in X\}$$

Easily, the image is the set containing all the elements of the set B associated with the elements of the set A .

9 Linear function

9.1 Cartesian diagram



9.2 Straight line

Let A and B be any two distinct points, then there is one and only one line passing through A and B.

9.3 Slope-intercept equation

Let $m, q \in \mathbb{R}$, then

$$y = mx + q$$

- m : slope;
- q : vertical intercept.

9.3.1 Slope

The slope of a line can be calculated with the equation

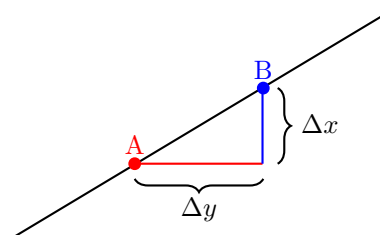
$$m = \frac{y_B - y_A}{x_B - x_A} = \frac{\Delta y}{\Delta x} = \tan(\theta)$$

We have three different slope outcomes:

- $m > 0$, the line is increasing;
- $m = 0$, the line is stable;
- $m < 0$, the line is decreasing.

Warning: This works only if $x_B \neq x_A$.

9.3.2 Drawing



9.4 Vertical lines

The more the value of m increases, the closer the line will get to the vertical, without ever reaching it.

Let $c \in \mathbb{R}$, then $x = c$.

Vertical lines cannot be written as a function.

10 Equation of a line

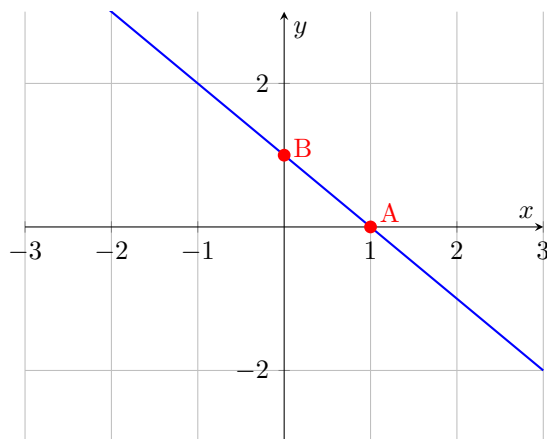
Let $m, x_A, y_A \in \mathbb{R}$ and $A(x_A, y_A)$, then

$$y - y_A = m(x - x_A)$$

e.g.: Find the line with $m = -1$ and $A(1, 0)$.

$$y - 0 = -1(x - 1) \implies y = -x + 1$$

Points: $A(1, 0)$; $B(0, 1)$



10.1 General equation in a cartesian diagram

$$ax + by + c = 0$$

Remark:

- All the lines can be described with this kind of equation;
- When $b = 0$, $a \neq 0$, then $ax = -c \implies x = \frac{-c}{a} \in \mathbb{R}$;
- When $b \neq 0$, then $y = -\frac{a}{b}x - \frac{c}{b}$, where $m = -\frac{a}{b}$ and $q = -\frac{c}{b}$.

11 Increasing and decreasing functions

Let $f : [a, b] \rightarrow \mathbb{R}$

Notation: if you replace $[a, b]$ with \mathbb{R} , you obtain the definition in the whole \mathbb{R} .

11.1 Increasing functions

- f is increasing if $\forall x_1, x_2 \in [a, b] \mid x_2 > x_1$, then $f(x_2) \geq f(x_1)$;
- f is strictly increasing if $\forall x_1, x_2 \in [a, b] \mid x_2 > x_1$, then $f(x_2) > f(x_1)$.

11.2 Decreasing functions

- f is decreasing if $\forall x_1, x_2 \in [a, b] \mid x_2 > x_1$, then $f(x_2) \leq f(x_1)$;
- f is strictly decreasing if $\forall x_1, x_2 \in [a, b] \mid x_2 > x_1$, then $f(x_2) < f(x_1)$.

12 Inverse function

Let's take any two sets A and B .

A function $f : A \Rightarrow B$ is invertible if there exists another function $f^{-1} : B \Rightarrow A$, called the inverse function, such that:

$$\boxed{\begin{array}{l} \forall x \in A, f^{-1}(f(x)) = x \\ \forall y \in B, f(f^{-1}(y)) = y \end{array}}$$

Warning: A function is invertible if and only if it is bijective.

12.1 Facts about inverse functions

1)

Let $f : D \Rightarrow \mathbb{R}$

f is invertible in D when:

- f is strictly increasing;
- f is strictly decreasing.

2)

Let $f : D \Rightarrow \mathbb{R}$

f is invertible when $f^{-1} : \text{Im}(f) \Rightarrow D$.

13 Expressions and factorization

13.1 Expressions, terms and factors

13.1.1 Expressions

An expression is any formula containing numbers, variables, operations, and brackets.

$$y = ax^2 + bx \cdot c$$

13.2 Terms

A term is any part of the expression separated by “+” or “-”.

$$y = \underbrace{ax^2}_{\text{term}} + \underbrace{bx \cdot c}_{\text{term}}$$

13.2.1 Factors

Each term can be split into a product of factors.

$$x \cdot y \cdot (a - b) \cdot 24 = x \cdot y \cdot (a - b) \cdot 2 \cdot 2 \cdot 2 \cdot 3$$

Notice: the process of splitting a term into several factors is called “factorization”.

The goal of a factorization is to factorize an expression as much as possible.

13.2.2 Common factor

Any expression made of terms is composed of several factors.

$$x^2 + x^3 + x = x(x + x^2 + 1), \forall x \in \mathbb{R}$$

13.3 Notable products

- $(a + b)^2 = a^2 + 2ab + b^2$ (square of a binomial);
- $(a - b)^2 = a^2 - 2ab + b^2$ (square of a binomial);
- $(a - b)(a + b) = a^2 - b^2$ (difference of squares);
- $(a + b)(a^2 - ab + b^2) = a^3 + b^3$ (sum of cubes);
- $(a - b)(a^2 + ab + b^2) = a^3 - b^3$ (difference of cubes).

Remark: notable products are useful to factorize expressions when we don’t know a common factor.

14 Polynomial function

Let $n \in \mathbb{N}^*$, then a polynomial is the sum or difference of n -monomials.

15 Classification of polynomials

Polynomials can be classified using two criteria:

1. the number of **terms**;
2. the **degree** of the polynomial.

Number of Terms	Name	Example	Degree
One	Monomial	ax^2	1
Two	Binomial	$ax^2 - bx$	2
Three	Trinomial	$ax^2 - bx + c$	3
Four or more	Polynomial	$a_n x^n - a_1 x^{n-1} + a_2 x^{n-2} \dots a_0$	n-degree

Remark: The degree of a polynomial is the largest exponent of its monomials.

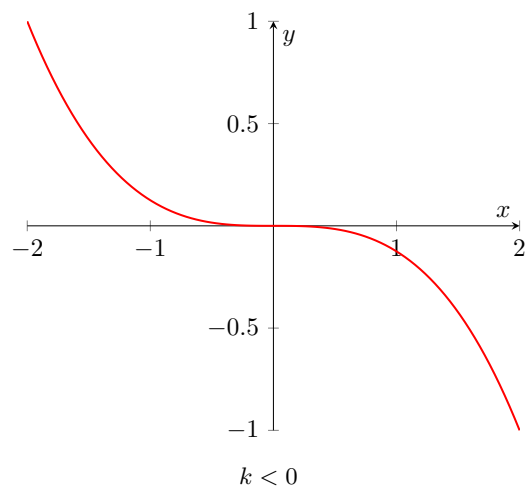
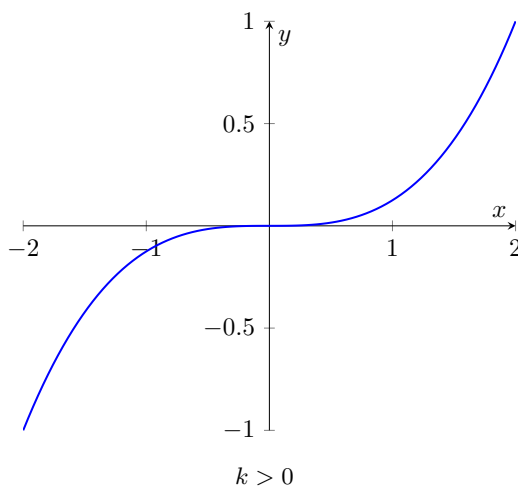
16 Symmetrical functions

Let $y = kx^n$, then we plot:

16.1 n odd

$$f(-x) = -f(x), \quad \forall x \in \mathbb{R}$$

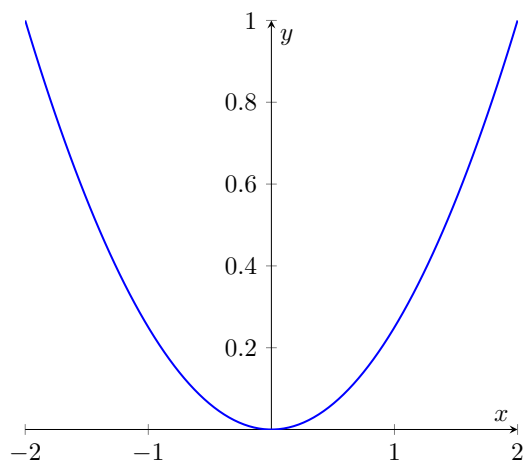
16.1.1 Graph examples



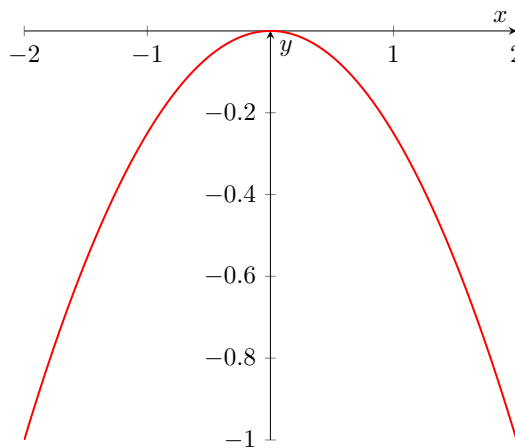
16.2 n even

$$f(-x) = f(x), \quad \forall x \in \mathbb{R}$$

16.2.1 Graph examples



$k > 0$
Concave up



$k < 0$
Concave down

Definition:

- a function $y = f(x)$ is called **odd** if it is symmetric with respect to the origin;
- a function $y = f(x)$ is called **even** if it is symmetric with respect to the y-axis.

16.3 General case

Let $y = p(x)$, where $p(x)$ is any polynomial with real coefficients:

$$p(x) = a_n \cdot x^n + a_{n-1} \cdot x^{n-1} + a_{n-2} \cdot x^{n-2} + \dots + a_2 \cdot x^2 + a_1 \cdot x^1 + a_0$$

where:

- $n \in \mathbb{N}$;
- $n = \deg(p(x))$;
- $a_n =$ leading coefficient.

$$p(x) = \sum_{i=0}^n a_i \cdot x^i$$

16.4 Symmetry of a polynomial

Let $y = p(x)$ be a polynomial function, then:

1)

$y = p(x)$ is odd iff all the degrees of all the terms of $p(x)$ are odd;

2)

$y = p(x)$ is even iff all the degrees of all the terms of $p(x)$ are even;

3)

$y = p(x)$ has mixed degrees, $p(x)$ is neither odd nor even.

17 Intersection with axis

17.1 Vertical intersection

Let $y = f(x)$ be any function, then we solve for y :

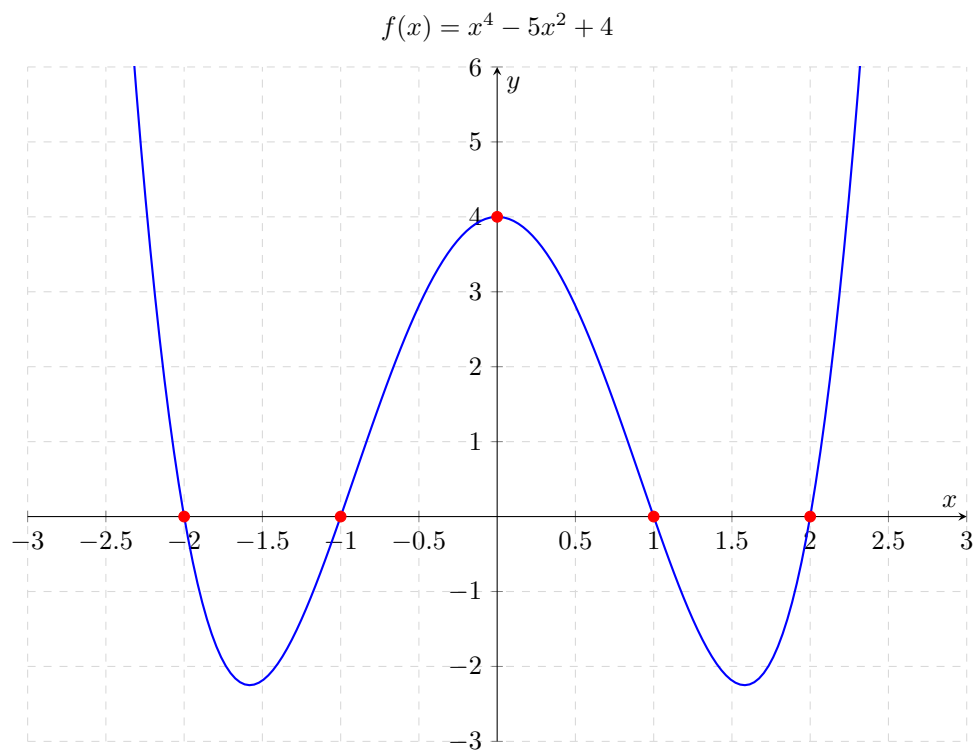
$$\begin{cases} x = 0 \\ y = f(0) \end{cases}$$

17.2 Zeros of a function

Let $y = f(x)$ be any function, then we solve for x :

$$\begin{cases} y = 0 \\ 0 = f(x) \end{cases}$$

17.3 Graph example



18 Dominant elements in a function approaching $\pm\infty$

As x approaches $\pm\infty$, the term with the highest degree in a polynomial function dominates the behavior of the function.

$$p(x) \text{ has, as a dominant, the element } a_n \text{ with the highest degree } x^n$$

18.1 Order of dominance

18.1.1 Approaching to $+\infty$

Let $n \in \mathbb{N}$, $m \in \mathbb{N}$, $2 < n < m$, then:

$$\ln(x) < x < x^n < x^m < n^x < m^x < x^x$$

In these cases, we always have $x \Rightarrow +\infty \Rightarrow p(x) \Rightarrow +\infty$

18.1.2 Approaching to $-\infty$

Let $\lambda > 2$ and odd, $k > 2$ and even.

$$\begin{array}{l} x^\lambda < -x^2 < x^1 < 0 \\ -x^k < -x^2 < x^1 < 0 \end{array}$$

Functions like x^λ (with λ odd) and $-x^k$ (with k even) both approach $-\infty$, but at different rates.

18.1.3 Dominance in rational functions

When the dominant element is at the numerator:

$$\lim_{x \rightarrow \infty} \frac{x^n}{x^{n-1}} = \infty$$

When the dominant element is at the denominator:

$$\lim_{x \rightarrow \infty} \frac{x^{n-1}}{x^n} = 0$$

When we have the same degree either in the numerator and in the denominator:

$$\lim_{x \rightarrow \infty} \frac{ax^n}{bx^n} = \frac{a}{b}$$

Definition: **horizontal asymptote** appears when x approaches to ∞ , which implies that y approaches to a number A different from $\pm\infty$

19 Exponential and logarithm functions

The relationship between exponentials and logarithms is based on the following formula:

$$a^{\log_a(x)} = x \iff \log_a(a^x) = x$$

19.1 Exponentials

19.1.1 General equation

Let $\alpha \in \mathbb{R}_+^*$, $x \in \mathbb{R}$, and $a > 1$, then:

$$y = \alpha \cdot a^x$$

19.1.2 Euler's number

Euler's number is defined by the limit:

$$e = \lim_{n \rightarrow \infty} \left(1 + \frac{1}{n}\right)^n \approx 2.718 \dots$$

Alternatively, it can be expressed as:

$$e = \sum_{n=0}^{\infty} \frac{1}{n!}$$

19.2 Logarithms

19.2.1 Natural logarithm

The inverse function of the Euler's exponential function:

$$f(x) = e^x \iff h(x) = \ln(x)$$

Remark: the domain of $\ln(x)$ is $D_n : \forall x \in \mathbb{R}_+^*$

19.2.2 Logarithms with arbitrary bases

The inverse function of any arbitrary exponential function:

$$f(x) = n^x \iff h(x) = \log_n(x)$$

Alternatively, it can be expressed as:

$$\log_a(x) = \frac{\ln(x)}{\ln(a)}$$

19.2.3 Common logarithm

The common logarithm uses base 10:

$$\log_{10}(x) = \frac{\ln(x)}{\ln(10)}$$

19.3 Exponential growth

$$N(t) = N_0 \cdot e^{kt}$$

20 Composite functions

Let $y = f(x)$ and $z = g(y)$ be two functions, then:

$$z = g(f(x))$$

20.1 Examples

1)

Let $f(x) = x^2 + 4x$ and $g(y) = y^2 + \cos(y)$ be two functions, then:

$$g(f(x)) = (x^2 + 4x)^2 + \cos(x^2 + 4x)$$

2)

Let $f(x) = x^3$, $h(x) = \arctan(x)$ and $g(x) = \ln(x)$ be functions, then:

$$g(h(f(x))) = \ln(\arctan(x^3))$$

Part IV

Trigonometry

21 Trigonometry

21.1 Conversion table of degrees and radians

Angles (in Degrees)	0°	30°	45°	60°	90°	180°	270°	360°
Angles (in Radians)	0 ^c	$\pi/6^c$	$\pi/4^c$	$\pi/3^c$	$\pi/2^c$	π^c	$3\pi/2^c$	$2\pi^c$
$\sin(\theta)$	0	1/2	$\sqrt{2}/2$	$\sqrt{3}/2$	1	0	-1	0
$\cos(\theta)$	1	$\sqrt{3}/2$	$\sqrt{2}/2$	1/2	0	-1	0	1
$\tan(\theta)$	0	$\sqrt{3}/3$	1	$\sqrt{3}$	∞	0	∞	0

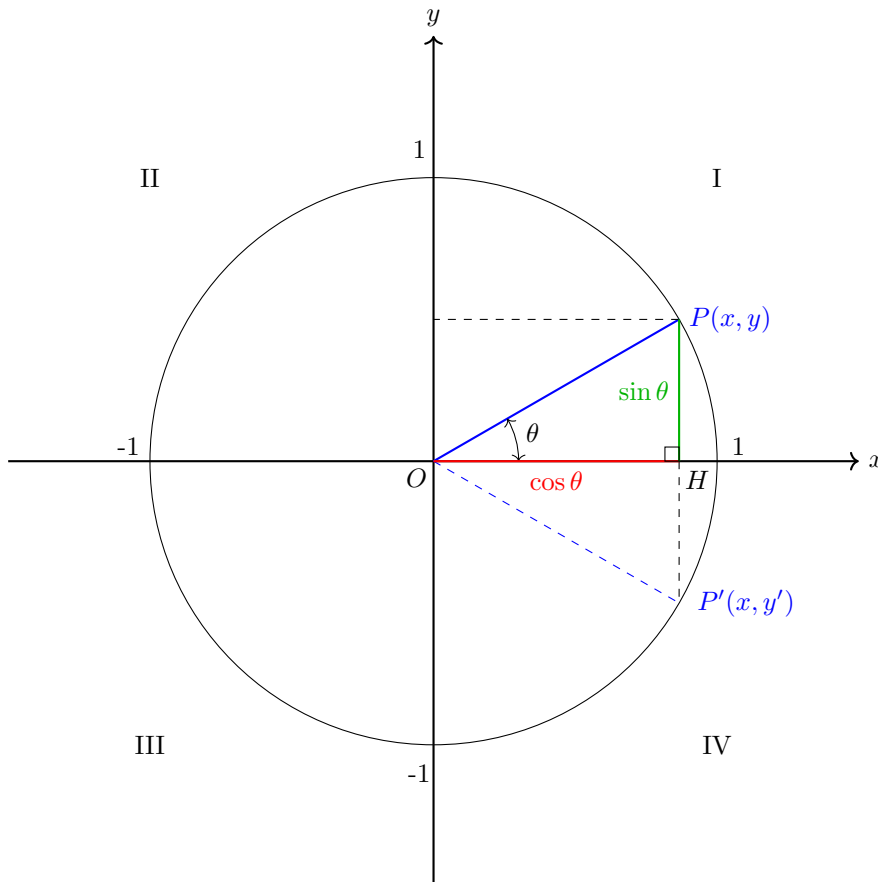
Remark:

$$\cos(2\pi + \theta) = \cos(\theta) \quad | \quad \sin(2\pi + \theta) = \sin(\theta)$$

Remark: Let $\forall k \in \mathbb{Z}$, $\forall \theta \in \mathbb{R}$, then:

$\cos(\theta + 2\pi k) = \cos(\theta)$

21.2 Trigonometric functions in the unit circle



Remark: the circle has center in the origin O , radius = 1 and function $x^2 + y^2 = 1$

Trigonometric functions can be extended to angles beyond 0 and 90° using the unit circle. For an angle θ in the unit circle:

$$\sin \theta := y \quad | \quad \cos \theta := x \quad | \quad \tan \theta := \frac{y}{x}$$

21.2.1 Property 1 – Domain and range

Because we are inside a circle of radius 1:

- $-1 \leq \cos(\theta) \leq 1$;
- $-1 \leq \sin(\theta) \leq 1$.

21.2.2 Property 2 – Trigonometric identity

Because we have a 90° angle, we can use Pythagoras:

$$\overrightarrow{OH}^2 + \overrightarrow{PH}^2 = \overrightarrow{OP}^2$$

Let $\forall \theta \in \mathbb{R}$, then we can compute the following trigonometric identity:

$$\sin^2(\theta) + \cos^2(\theta) = 1$$

21.3 Tangent

A tangent of an angle is exactly the slope of a line:

$$m = \frac{\Delta y}{\Delta x} = \tan(\theta) = \frac{\sin(\theta)}{\cos(\theta)}$$

Remark: the tangent is not defined when the angle is $\frac{\pi}{2}$ or $\frac{3\pi}{2}$, that is when we have a vertical line.

21.4 Domain of trigonometric functions

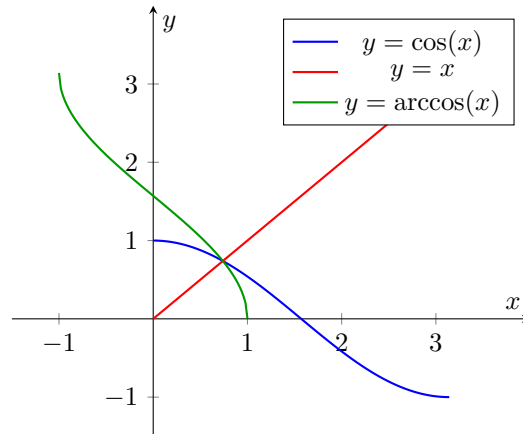
$$\begin{aligned} y &= \cos(x), & x &\in \mathbb{R} \\ y &= \sin(x), & x &\in \mathbb{R} \\ y &= \tan(x), & x &\in \mathbb{R} \setminus \left\{ \frac{\pi}{2} + k\pi \mid k \in \mathbb{Z} \right\} \end{aligned}$$

21.5 Inverse trigonometric functions

Warning: in order to be invertible, a function should be either always strictly increasing or always strictly decreasing.

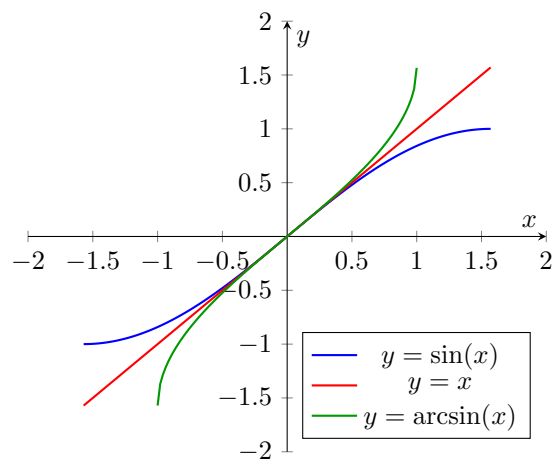
21.5.1 Arccosine

The domain of the arccosine is $\forall x \in [-1, 1]$ and the range is $\forall y \in [\pi, 0]$



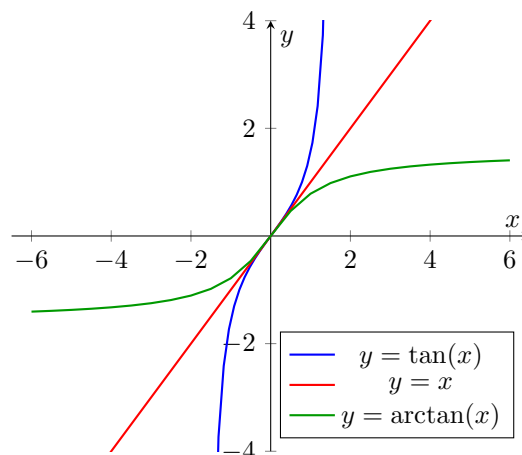
21.5.2 Arcsine

The domain of the arcsine is $\forall x \in [-1, 1]$ and the range is $\forall y \in \left[-\frac{\pi}{2}, \frac{\pi}{2}\right]$



21.5.3 Arctan

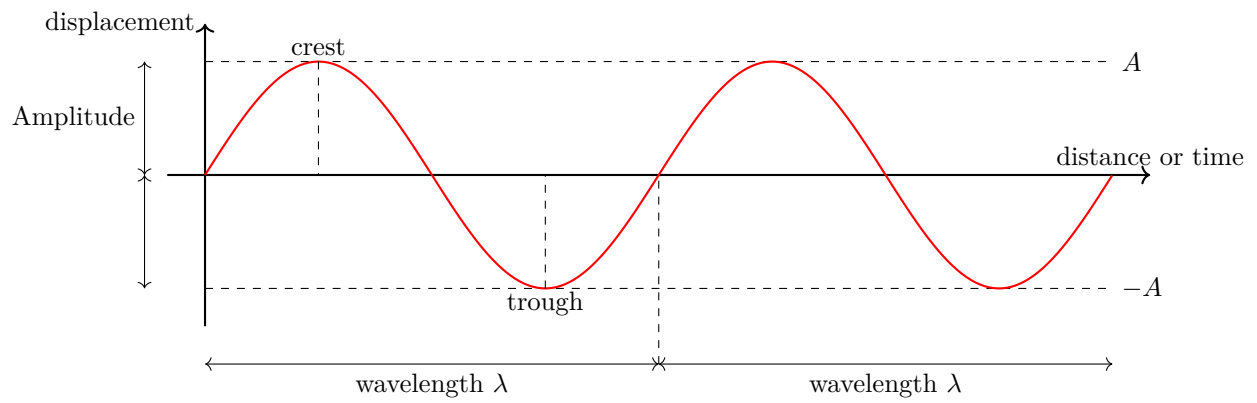
The domain is $\forall x \in \mathbb{R}$ and the range is $\forall y \in \left[-\frac{\pi}{2}, \frac{\pi}{2}\right]$



21.6 Harmonic oscillation

Let $A, B > 0$, then the function is oscillating harmonically with t around D :

$$y = D + A \cdot \sin(Bt + \varphi)$$



Part V

Limits

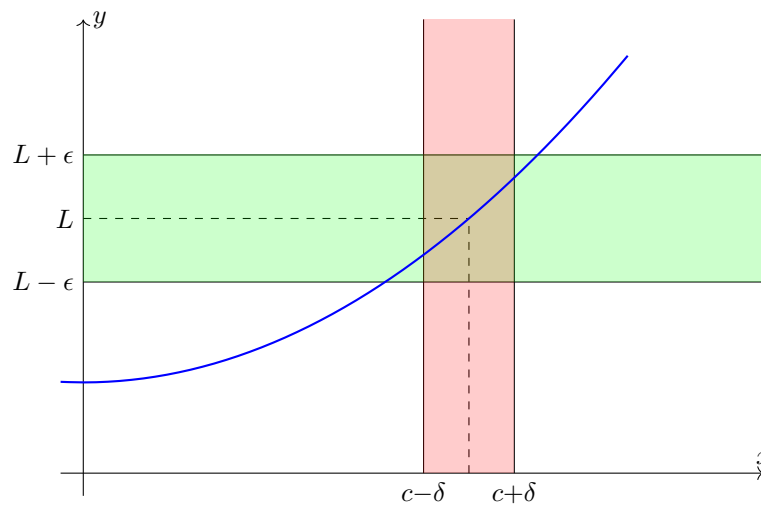
22 Concept of limit of a real function

22.1 Definition

Let $f : \mathcal{D} \rightarrow \mathbb{R}$ be a function and c a point, the limit $L = \lim_{x \rightarrow c} f(x)$ with x tending to c exists only if in a given $\epsilon > 0$ arbitrarily small, there exists another $\delta > 0$ such that:

$$0 < |x - c| < \delta \implies |f(x) - L| < \epsilon$$

22.2 Graphic interpretation



23 Limit value at a finite point

The notion of the “limit of $f(x)$ as x approaches a (finite) point $a \in \mathbb{R}$ ” is only meaningful if the point a can be approximated by points from the domain of definition of f . We can precisely formulate this concept with the notion of an “accumulation point”.

Definition

Given a set $A \subset \mathbb{R}$ and a real number $a \in \mathbb{R}$, the real number a is called an *accumulation point* of the set A if every open interval of the form $(a - \delta, a + \delta)$ with $\delta > 0$ contains infinitely many points of A .

In the above definition, it is not required that a lies in A . Often, we will consider functions whose domains are unions of intervals of the form:

$$(b, a) \cup (a, c)$$

For example, consider the function defined by $f(x) = \frac{1}{x}$, defined on $(-\infty, 0) \cup (0, \infty)$. The point 0 is an accumulation point of the domain of definition of $\frac{1}{x}$.

Definition

Given a real function f , an accumulation point x_0 of \mathcal{D}_f , and $L \in \mathbb{R} = \mathbb{R} \cup \{\pm\infty\}$, we say that the function f has the limit L as $x \rightarrow x_0$ if $f(x)$ gets arbitrarily close to L , provided x is sufficiently close to (but never equal to) x_0 .

23.1 One-sided limits

Often, one considers limits where x approaches x_0 from only one direction, either from the right or from the left. In these cases, we refer to a right-sided or left-sided limit and use the following notations:

$$\lim_{x \rightarrow x_0^+} f(x) \quad \text{or} \quad \lim_{x \rightarrow x_0, x > x_0} f(x) \quad \text{or} \quad \lim_{x \rightarrow x_0} f(x)$$

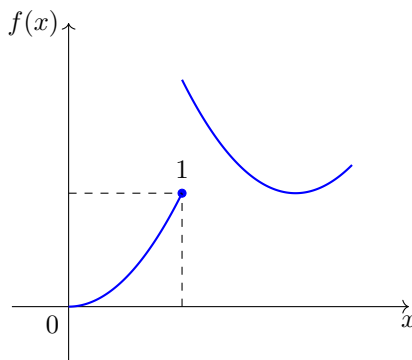
for a right-sided limit, and:

$$\lim_{x \rightarrow x_0^-} f(x) \quad \text{or} \quad \lim_{x \rightarrow x_0, x < x_0} f(x) \quad \text{or} \quad \lim_{x \rightarrow x_0} f(x)$$

for a left-sided limit.

$\lim_{x \rightarrow a}$ can indicate a limit as x approaches an arbitrary point (e.g., $a = x_0$ for $x_0 \in \mathbb{R}$), as well as a one-sided limit ($a = x_0^+$ or $a = x_0^-$ for $x_0 \in \mathbb{R}$), or a limit at infinity ($a = \pm\infty$).

23.1.1 Graph example



24 Continuity of a function

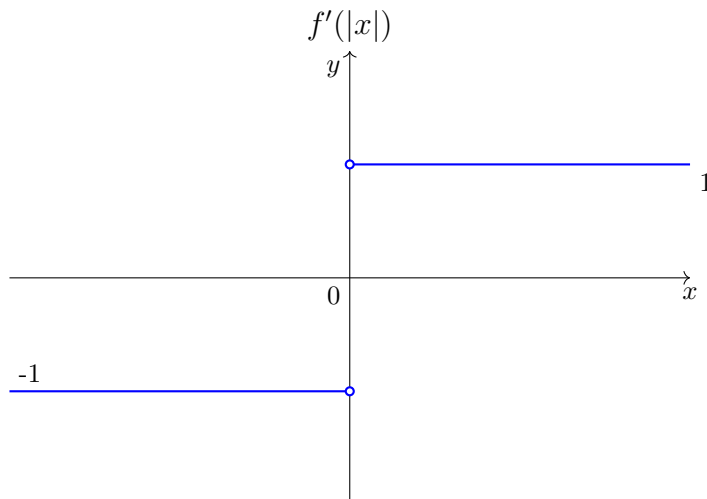
Definition *Continuity of a real function*

Given a real function $f : D \rightarrow C$, the function is continuous at the point $x = c$ where $c \in D$ if:

$$\lim_{x \rightarrow c} f(x) = f(c)$$

and therefore, if the limit exists and is equal to the value of the function at that point.

In other words, the function is continuous at the point if the limit exists (from both the left and right, coinciding) and the value of the function at that point is equivalent to the value of the limit.



24.1 Continuity in short

- A function is said to be continuous at a point if the limit at that point exists and is equal to the value of the function at that point;
- A function is said to be continuous on a subinterval of the domain if it is continuous at all points in that subinterval;
- A function is said to be continuous if it is continuous at all points in its interval.

Part VI

Derivatives

Assume that $y = f(x)$ is a differentiable function in some interval (a, b) , then we have defined the derivative function.

25 Derivative notations

Type of derivative	First derivative	Second derivative	n-th derivative
Lagrange's notation	$f'(x)$	$f''(x)$	$f^{(n)}(x)$
Leibniz's notation	$\frac{d}{dx}f(x)$	$\frac{d^2}{dx^2}f(x)$	$\frac{d^n}{dx^n}f(x)$
Leibniz's notation in a point a	$\frac{d}{dx}[f(x)] \mid_{x=a}$	$\frac{d^2}{dx^2}[f(x)] \mid_{x=a}$	$\frac{d^n}{dx^n}[f(x)] \mid_{x=a}$
Newton's notation	\dot{f}	\ddot{f}	$\overset{(n)}{f}$

26 Definition of derivative

The derivative of a real function $f(x)$ is defined as:

$$f'(x) = \lim_{\Delta x \rightarrow 0^\pm} \frac{f(x + \Delta x) - f(x)}{\Delta x}$$

if the limit exists.

Definition: $f'(a)$, if it exists, is called derivative of $f(x)$ at $x = a$.

It corresponds to the slope of the tangent line at $x = a$ to the function $y = f(x)$

26.1 Simplified definition (Exponentiation rule)

Let $\forall \alpha \in \mathbb{R}$, then:

$$f(x) = x^\alpha \Rightarrow f'(x) = \alpha \cdot x^{\alpha-1}$$

26.2 Existence of the derivative

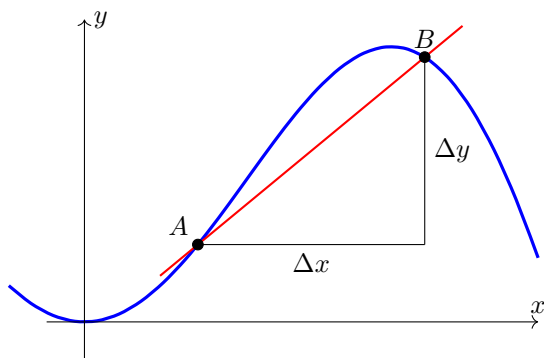
The derivative exists if and only if:

$$\lim_{\Delta x \rightarrow 0^+} \frac{f(x + \Delta x) - f(x)}{\Delta x} = \lim_{\Delta x \rightarrow 0^-} \frac{f(x + \Delta x) - f(x)}{\Delta x}$$

Remark: If a function is differentiable, then it is continuous:

$$\text{Differentiable} \Rightarrow \text{Continuous}$$

27 Geometric meaning of the derivative



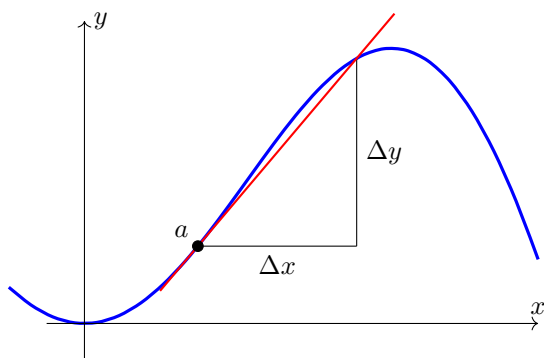
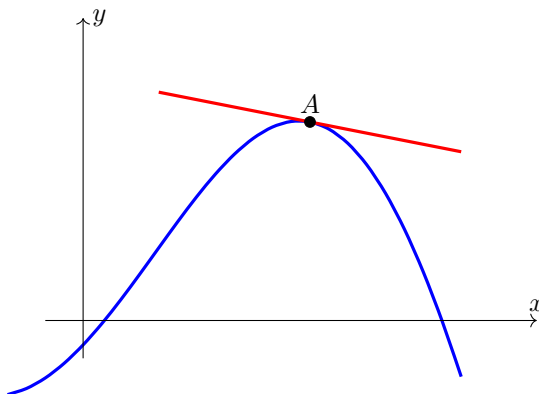
The secant of a function $f(x)$ between a point A and B is given by:

$$\frac{\Delta y}{\Delta x} = \frac{f(B) - f(A)}{B - A}$$

The closer we bring A and B , the smaller Δx becomes. As Δx decreases, the slope of the secant becomes more representative of the rate of change of f in the interval $[A; B]$.

When the Δx of the slope becomes infinitesimally small, we obtain the exact slope at a point (instantaneous). This slope is represented by the tangent line:

$$\lim_{\Delta x \rightarrow 0} \frac{\Delta y}{\Delta x}$$



The derivative of a function $f(x)$ is therefore another function, $f'(x)$, which represents the rate of change of $f(x)$ at every point. In other words, $f'(x)$ represents the slope of the tangent at each x of $f(x)$. This is precisely represented by the definition of the derivative, which is the slope $\frac{\Delta y}{\Delta x}$ calculated with the limit of $\Delta x \rightarrow 0$.

27.1 Equation of the tangent line

When $f'(x)$ is defined, $p = (x, f(x))$, and $p \in$ tangent line, then:

$$y - f(a) = f'(a) \cdot (x - a)$$

28 Bernoulli – de l'Hôpital Theorem

Bernoulli – de l'Hôpital theorem is applicable **only if** the function results in an indeterminate form.

28.1 The 7 indeterminate forms

The seven indeterminate forms are:

$$\frac{0}{0}, \quad \frac{\infty}{\infty}, \quad 0 \cdot \infty, \quad \infty - \infty, \quad 0^0, \quad \infty^0, \quad 1^\infty$$

28.2 Statement of the theorem

Let us consider two real functions $f(x)$ and $g(x)$ that are differentiable in a neighborhood of $x_0 \in \mathbb{R}$ (not necessarily at x_0).

If $\lim_{x \rightarrow x_0} \frac{f(x)}{g(x)}$ results in an indeterminate form, then:

$$\lim_{x \rightarrow x_0} \frac{f(x)}{g(x)} = \lim_{x \rightarrow x_0} \frac{f'(x)}{g'(x)}$$

if the limit exists.

29 Derivation rules

29.1 Normal cases

Let $y = f(x)$ and $y = g(x)$ be two derivable functions, then:

29.1.1 Linearity

Let $c \in \mathbb{R}$, then:

$$\frac{d}{dx} [c \cdot f(x)] = c \cdot \frac{d}{dx} [f(x)]$$

29.1.2 Sum and subtraction

$$f'(x) \pm g'(x) = \frac{d}{dx} [f(x) \pm g(x)]$$

29.1.3 Multiplication

$$\frac{d}{dx} [f(x) \cdot g(x)] = f'(x) \cdot g(x) + f(x) \cdot g'(x)$$

29.1.4 Quotient

$$\frac{d}{dx} \left[\frac{f(x)}{g(x)} \right] = \frac{f'(x) \cdot g(x) - f(x) \cdot g'(x)}{(g(x))^2}$$

29.1.5 Exponential

Let $a > 0$, then:

$$\frac{d}{dx} [a^x] = a^x \cdot \ln(a)$$

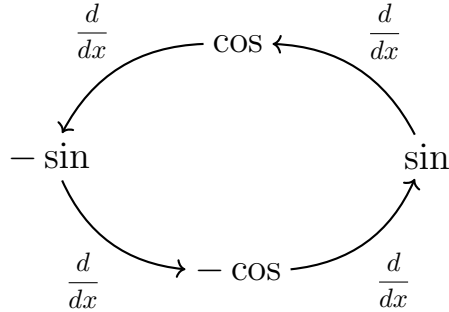
29.1.6 Composite function (Chain rule)

$$\frac{d}{dx} [f(g(x))] = f'(g(x)) \cdot g'(x)$$

29.1.7 Inverse function

$$\frac{d}{dx} [f^{-1}(x)] = \frac{1}{f'(f^{-1}(x))}$$

29.1.8 Trigonometric functions



$(\sec x)' = \sec x \tan x$	$(\csc x)' = -\csc x \cot x$
$(\tan x)' = \frac{1}{\cos^2(x)}$	$(\cot x)' = \frac{-1}{\sin^2(x)}$
$(\arcsin x)' = \frac{1}{\sqrt{1-x^2}}$	$(\arccos x)' = \frac{-1}{\sqrt{1-x^2}}$
$(\arctan x)' = \frac{1}{1+x^2}$	$(\text{arccot } x)' = \frac{-1}{1+x^2}$

29.2 Particular cases

1.

$$f(x) = g(x)^\alpha \implies f'(x) = \alpha \cdot g'(x) \cdot g(x)^{\alpha-1} \quad \text{i.g.: } (x^2 + 1)^4 \implies 8x \cdot (x^2 + 1)^3$$

2.

$$f(x) = e^{g(x)} \implies f'(x) = g'(x) \cdot e^{g(x)}$$

3.

$$f(x) = \frac{1}{g(x)} \implies f'(x) = \frac{-g'(x)}{(g(x))^2}$$

29.3 Physical application

29.3.1 Average acceleration a_{av}

$$a_{av} := \frac{v(t_f) - v(t_i)}{t_f - t_i}$$

29.3.2 Instant acceleration $a(t)$

$$a(t) := v'(t) = \lim_{t \rightarrow 0} \frac{v(t+h) - v(t)}{\Delta t}$$

30 Linearization

30.1 The linearization principle

In a very small neighborhood around a point a , we can assume that the function is linear at that point.

30.2 Tangent line approximation

In this case, assuming that the function is linear, we can use the tangent line equation:

$$f(x) = f(a) + f'(a) \cdot (x - a)$$

30.3 Error function

The error of the approximation is given by the difference between the exact function and the linearization:

$$E(x) = d(f(x) \mid f_{\text{lin}}(x)) = f(x) - f(a) - f'(a) \cdot (x - a)$$

31 Monotonicity

31.1 Definition of monotonicity

A real function f defined on an interval $I \subset \mathcal{D}_f$ is denoted as:

- *strictly monotonically increasing* on I , if $f(x_2) > f(x_1)$ applies for all $x_1, x_2 \in I$ with $x_2 > x_1$;
- *monotonically increasing* on I , if $f(x_2) \geq f(x_1)$ applies for all $x_1, x_2 \in I$ with $x_2 > x_1$;
- *strictly monotonically decreasing* on I , if $f(x_2) < f(x_1)$ applies for all $x_1, x_2 \in I$ with $x_2 > x_1$;
- *monotonically decreasing* on I , if $f(x_2) \leq f(x_1)$ applies for all $x_1, x_2 \in I$ with $x_2 > x_1$.

31.1.1 Monotonicity criterion

Let the function f be differentiable on the interval I :

- If $f'(x) > 0$ (resp. ≥ 0) for all $x \in I$, then f is strictly monotonically increasing (resp. monotonically increasing) on I .
- If $f'(x) < 0$ (resp. ≤ 0) for all $x \in I$, then f is strictly monotonically decreasing (resp. monotonically decreasing) on I .
- If $f'(x) = 0$ for all $x \in I$, then f is constant on I .

31.1.2 Monotonicity table

Let $f(x)$ be differentiable, $f'(x) < 0$ if $a < x < b$, $a, b, c \in \mathcal{D}_f$, and a, b, c are critical points, then:

$f'(x)$	+	-	+	-
$f(x)$	\nearrow	\searrow	\nearrow	\searrow
	a	b	c	

31.2 Critical point

Let $y_f(x)$ be a function, then we say that $x \in \mathcal{D}_f$ is a critical point if $f'(x) = 0$ or $f'(x) \uparrow$

Warning: many critical points are local extrema, some aren't.

31.3 Darboux theorem

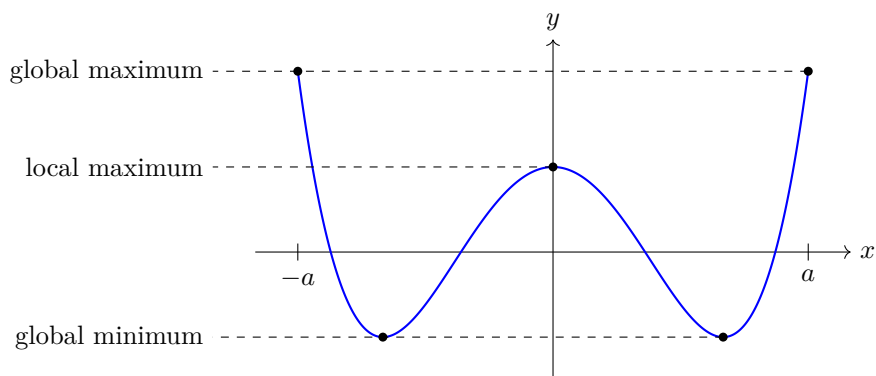
Let f be differentiable on an interval I :

1. find the critical points $f'(a, b) = 0$, $a < b$;
2. take a random point **between the critical points** in $c \mid a < c < b$;
3. compute $f'(c)$.

If $f'(c) > 0$, then $f'(x) > 0$, $\forall x \in (a, b)$ If $f'(c) < 0$, then $f'(x) < 0$, $\forall x \in (a, b)$
--

32 Minimum and maximum

Let a real function f and a point $x_0 \in \mathcal{D}_f$ be given.



Local and global extrema of a function in the interval $[-a, a]$

32.1 Local extrema

32.1.1 Local maximum

The function f has a **local maximum point** at point x_0 if there is an open neighborhood $U(x_0)$ such that:

$f(x) \leq f(x_0), \forall x \in U(x_0) \cap \mathcal{D}_f$

32.1.2 Local minimum

The function f has a **local minimum point** at point x_0 if there is an open neighborhood $U(x_0)$ such that:

$f(x) \geq f(x_0), \forall x \in U(x_0) \cap \mathcal{D}_f$

32.2 Global extrema

32.2.1 Global maximum

The function f has a **global maximum** at point x_0 if:

$f(x) \leq f(x_0), \forall x \in \mathcal{D}_f$

32.2.2 Global minimum

The function f has a **global minimum** at point x_0 if:

$f(x) \geq f(x_0), \forall x \in \mathcal{D}_f$

32.3 Extrema tricks

- If $f'(x_0) = 0$ and $f''(x_0) < 0$ are valid, f has a local maximum in x_0 ;
- If $f'(x_0) = 0$ and $f''(x_0) > 0$ are valid, f has a local minimum in x_0 .

Warning: This method does not work because if $f''(x_0) = 0$, then we may have either a local maximum, minimum or a stationary point.

33 Higher derivatives

We define $y = f^{(n)}(x)$ as the derivative of $y = f^{(n-1)}(x)$.

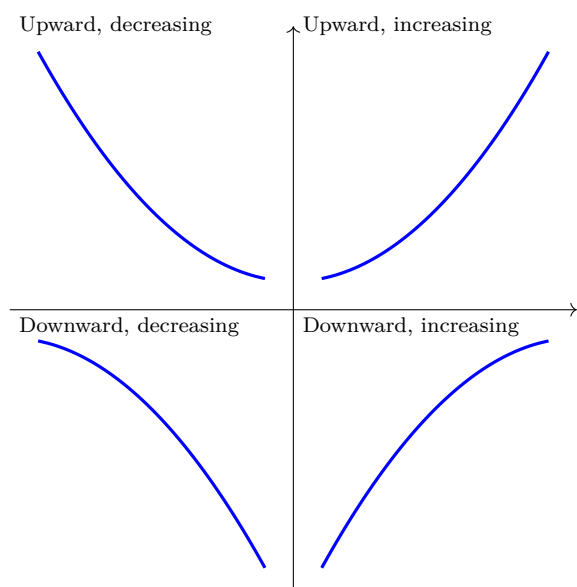
Remark: Derivatives will be written with the Lagrange's notation and roman numbers, i.g.: $f'''(x) \rightarrow f^{IV}(x)$

33.1 Concavity

33.1.1 Definition of Concavity

The concavity of a function $f(x)$ describes the direction of its curvature, which can be upward when $f''(x) > 0$ or downward when $f''(x) < 0$.

Additionally, the concavity can be increasing when $f'(x) > 0$ and decreasing when $f'(x) < 0$.

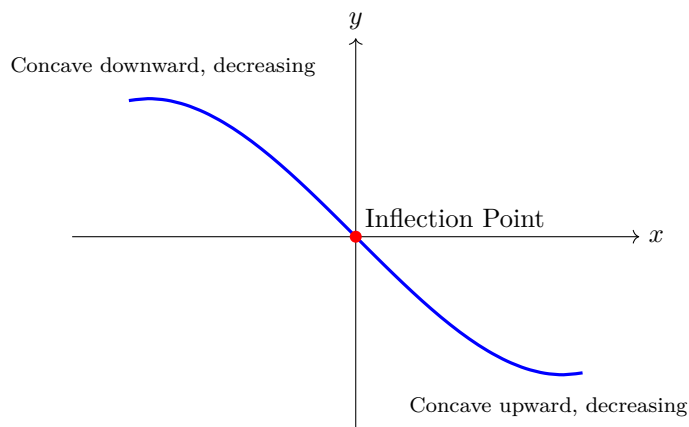


- $f(x)$ is **concave upward** in an interval I if all the tangents in I are below the graph.
- $f(x)$ is **concave downward** in an interval I if all the tangents in I are above the graph.
- If $f''(x) > 0$ for all x in an interval I , then $f(x)$ is concave upward in I .
- If $f''(x) < 0$ for all x in an interval I , then $f(x)$ is concave downward in I .

33.2 Inflection point

An inflection point for $y = f(x)$ is a point $x_0 \in \mathcal{D}_f$ where the function is continuous and its concavity changes.

For any inflection point, $f''(x) = 0$.



Warning: $f''(x_0) = 0 \not\Rightarrow x_0$ is an inflection point.

33.3 Curvature of a function

Let $y = f(x)$ be a derivable function in a point x_0 , then:

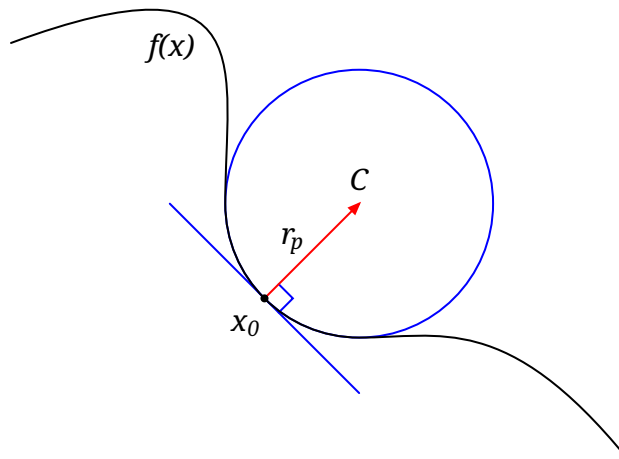
$$\kappa = \frac{f''(x_0)}{(1 + (f'(x_0))^2)^{3/2}}$$

33.3.1 Radius of curvature

The radius of curvature is given by the following formula:

$$r_p = \frac{1}{|\kappa|}$$

33.3.2 Graphical example



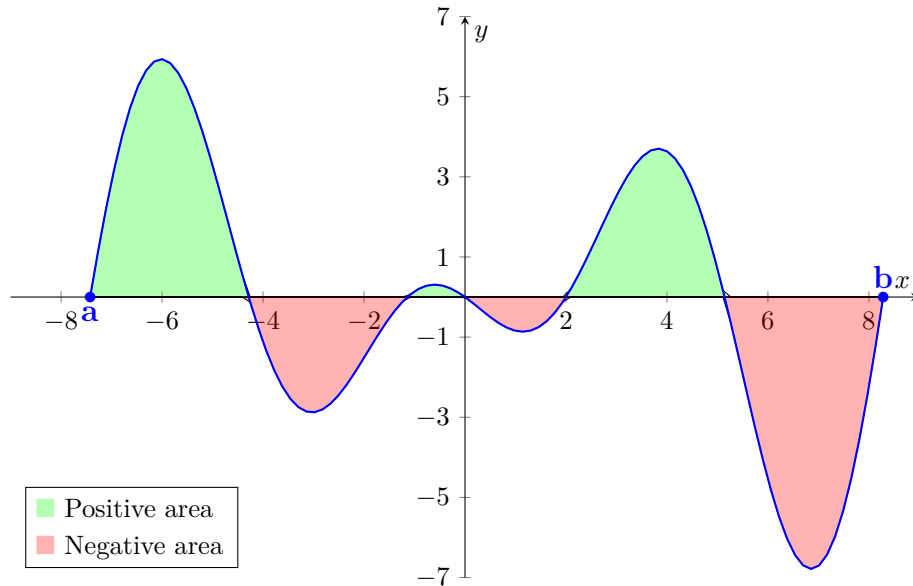
- C = Center of the circle
- r_p = Radius of curvature
- x_0 = Specific point

Part VII

Integrals

34 Definite integral

Let $f(x)$ be a continuous function defined on an interval $[a, b]$. The definite integral from a to b represents the net area under the curve of $f(x)$ between $x = a$ and $x = b$, considering areas above the x-axis as positive and those below as negative.



34.1 Definite integral cases

Let $f(x)$ be a continuous function in $\mathbb{R} \rightarrow \mathbb{R}$, then we have three possible cases:

34.1.1 First case

When $a < b$:

$$\int_a^b f(x) dx = F(x) \Big|_a^b + C$$

34.1.2 Second case

When $a > b$:

$$\int_a^b f(x) dx = - \int_b^a f(x) dx$$

34.1.3 Third case

When $a = b$, $\forall a \in \mathbb{R}$:

$$\int_a^a f(x) dx = 0$$

34.2 Riemann sum

Let $f : [a, b] \rightarrow \mathbb{R}$, :

$$R_n := \sum_{i=0}^{n-1} f(x_i) \cdot \Delta x$$

with:

- $\Delta x = \frac{b-a}{n}$, $n \in \mathbb{N}$
- $x_i = a + i \cdot \Delta x$

Warning: there are functions that are not integrable in the Riemann sense, such as the Dirichlet function

34.2.1 Statement of the theorem

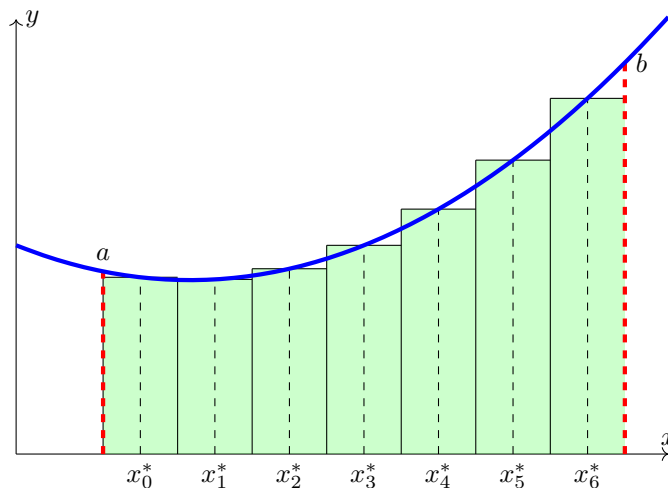
$$\int_a^b f(x) dx = \lim_{n \rightarrow +\infty} R_n$$

34.2.2 Sigma notation

$$R_n = \sum_{i=0}^{n-1} \frac{1}{n} f(x_i) = \sum_{i=0}^{n-1} \frac{1}{n} f\left(1 + \frac{i}{n}\right) = \sum_{i=0}^{n-1} \frac{1}{n} \left(1 + \frac{i}{n}\right)^2$$

34.2.3 Graphic interpretation

The definite integral can be considered as the Riemann integral, which can be defined with the infinitesimal sum of rectangles with a base tending to 0 and a height equal to a point within the base:



34.3 Integration rules

34.3.1 Linearity

Let $\lambda \in \mathbb{R}$, then:

$$\int \lambda f(x) dx = \lambda \int f(x) dx$$

34.3.2 Sum and subtraction

$$\int [f(x) \pm g(x)] dx = \int f(x) dx \pm \int g(x) dx$$

34.4 Integral with infinite bounds

34.4.1 When upper bound is $+\infty$

$$\int_a^\infty f(x) dx = \lim_{t \rightarrow \infty} \int_a^t f(x) dx$$

34.4.2 When lower bound is $-\infty$

$$\int_{-\infty}^b f(x) dx = \lim_{t \rightarrow -\infty} \int_t^b f(x) dx$$

34.4.3 When bounds are ∞

$$\int_{-\infty}^\infty f(x) dx = \lim_{t \rightarrow -\infty} \int_t^a f(x) dx + \lim_{t \rightarrow \infty} \int_a^t f(x) dx$$

35 Indefinite integral

We denote the **set** of all antiderivatives of a function f as an *indefinite integral* of f . This is written as:

$$\int f(x) dx$$

with no integration limits specified.

35.1 Fundamental theorem of calculus

Let $F : [a, b] \rightarrow \mathbb{R}$ a continuous function, differentiable in (a, b) .

Let $f(x) = F'(x)$ and $\forall C \in \mathbb{R}$, then:

$$\int_a^b f'(x) dx = f(b) - f(a)$$

Remark: Since $F'(x) = f(x)$, we have infinite possible primitives, which are distinguished by the constant C .

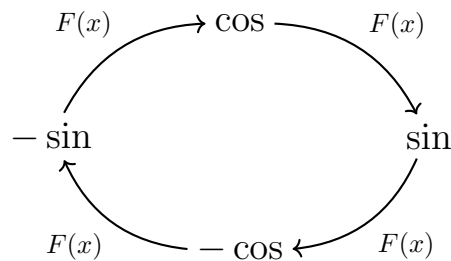
35.2 Second fundamental theorem of differential and integral calculus

If $f : [a, b] \rightarrow \mathbb{R}$ is continuous and $x_0 \in [a, b]$, then $\forall x \in [a, b]$:

$$F_0(x) = \int_x^{x_0} f(t) dt$$

35.3 Special cases

35.3.1 Trigonometric functions



35.3.2 Other rules

$$\begin{array}{ll} \int x^\alpha dx = \frac{1}{\alpha+1} \cdot x^{\alpha+1} + C & \int x^{-1} dx = \int \frac{1}{x} dx = \ln|x| + C \\ \int e^x dx = e^x + C & \int \frac{1}{1+x^2} dx = \arctan(x) + C \end{array}$$

Warning: The first formula is valid only for $\alpha \neq -1$

36 Integration with substitution rule

36.1 Indefinite integrals

According to the chain rule, we have:

$$\frac{d}{dx} [F(g(x))] = F'(g(x)) \cdot g'(x) = f(g(x))g'(x)$$

If $g'(x)$ is continuous:

$$\int f(g(x))g'(x) dx = F(g(x)) + C$$

Now let:

$$u = g(x) \implies du = g'(x) dx$$

With this we obtain:

$$\boxed{\int f(g(x))g'(x) dx = \int f(u) du}$$

36.2 Definite integrals

The corresponding formula for definite integrals is:

$$\boxed{\int_a^b f(g(x))g'(x) dx = \int_{g(a)}^{g(b)} f(u) du}$$

37 Integration by parts

37.1 Indefinite integrals

Let $f(x)$ and $g(x)$ be two functions. Integration by parts descends from the product rule of differential calculus:

$$(f(x) \cdot g(x))' = f'(x) \cdot g(x) + f(x) \cdot g'(x)$$

By integrating both sides:

$$f(x)g(x) = \int (f(x)g(x))' dx = \int f'(x)g(x) dx + \int f(x)g'(x) dx$$

Rearranging this equation leads to the formula of integration by parts:

$$\boxed{\int f(x)g'(x) dx = f(x)g(x) - \int f'(x)g(x) dx}$$

37.2 Definite integrals

The corresponding formula for definite integrals is:

$$\int_a^b f(x)g'(x) dx = [f(x)g(x)]_a^b - \int_a^b f'(x)g(x) dx$$

37.3 Particular cases

1.

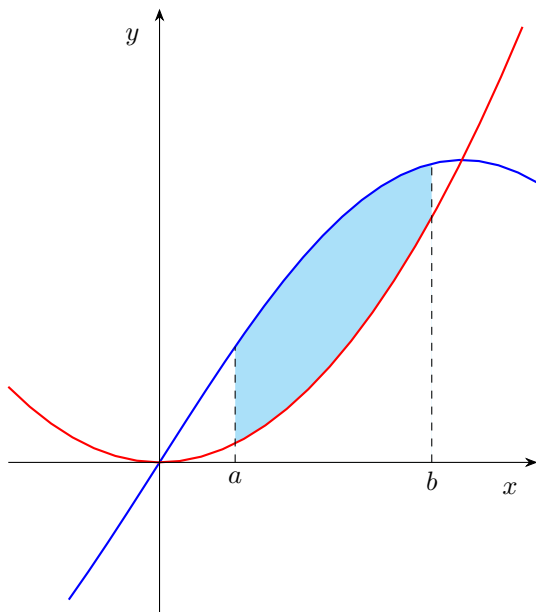
$$\frac{d}{dx} (e^{h(x)}) = h'(x) \cdot e^{h(x)} \implies \int h'(x) \cdot e^{h(x)} dx = e^{h(x)} + C$$

2.

$$\frac{d}{dx} (\ln(\pm f(x))) = \frac{f'(x)}{f(x)} \implies \int \frac{f'(x)}{f(x)} dx = \ln |f(x)| + C$$

38 Area calculation

38.1 Area between two curves



38.1.1 Case 1

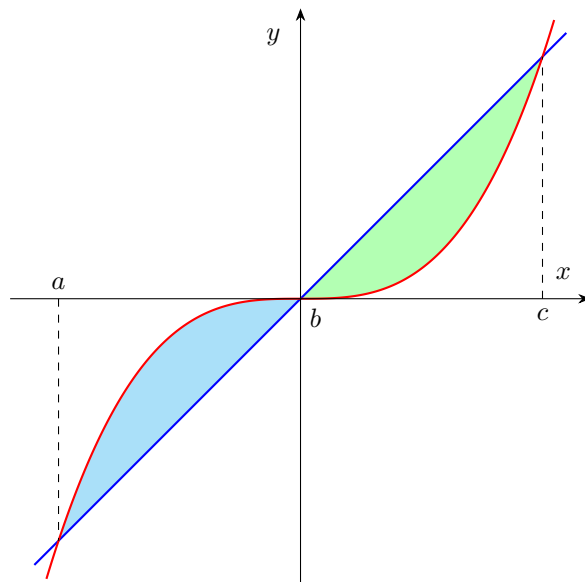
Given a function $y = f(x)$ and $y = g(x)$, the area enclosed by the two functions in the interval $I = [a; b]$ is given by:

$$A = \int_a^b |f(x) - g(x)| dx$$

38.1.2 Case 2

Given a function $y = f(x)$ and $y = g(x)$, the area enclosed by the two functions in the interval $I = [a; c]$ is given by:

$$A = \int_a^b f(x) - g(x) dx + \int_b^c g(x) - f(x) dx$$



39 Arc length

Let a plane curve be defined by a differentiable function $f(x)$ whose derivative $f'(x)$ is continuous over the interval $a \leq x \leq b$. Then, the arc length between the points $(a, f(a))$ and $(b, f(b))$ is:

$$s = \int_a^b \sqrt{1 + [f'(x)]^2} dx$$

40 Volume calculation

40.1 Means of slicing

40.1.1 Pyramid slicing

We slice the square-based pyramid horizontally so that the pyramid will look like many parallelotopes one over the other with side s and volume $s \cdot \Delta h$, with $\Delta h \rightarrow 0$, in order to have infinitely many parallelotopes.

Computing the pyramid for n-slices:

$$V = \sum_{i=0}^{n-1} s_i^2 \cdot \Delta h = \int_a^b s^2 dh$$

Since we don't know how to solve an integral in two variables yet, we need to transform s into a function of h :

$$h : s = \text{proportion of } (h : s) \implies s = h \cdot (h : s)$$

With this step we can write the volume with a single variable:

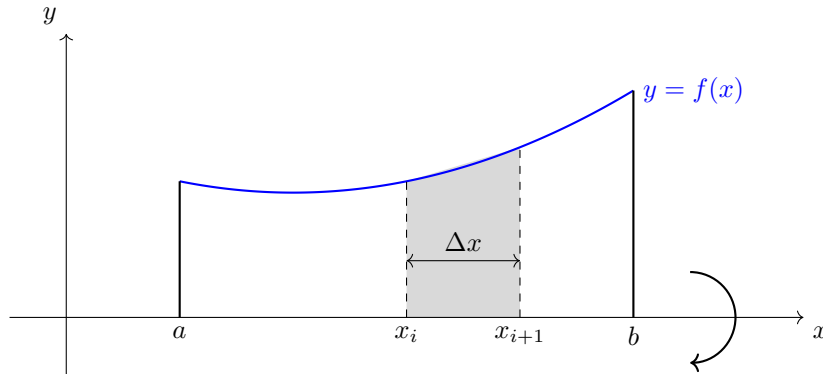
$$\int_{h(a)}^{h(b)} (h \cdot (h : s))^2 dh$$

Remark: It's always better to keep dh as a unique variable.

40.2 Revolution around the x-axis

Let a plane curve be given by an equation $y = f(x)$ with f continuous in the interval $[a, b]$. If the curve rotates around the x-axis, we can determine his volume:

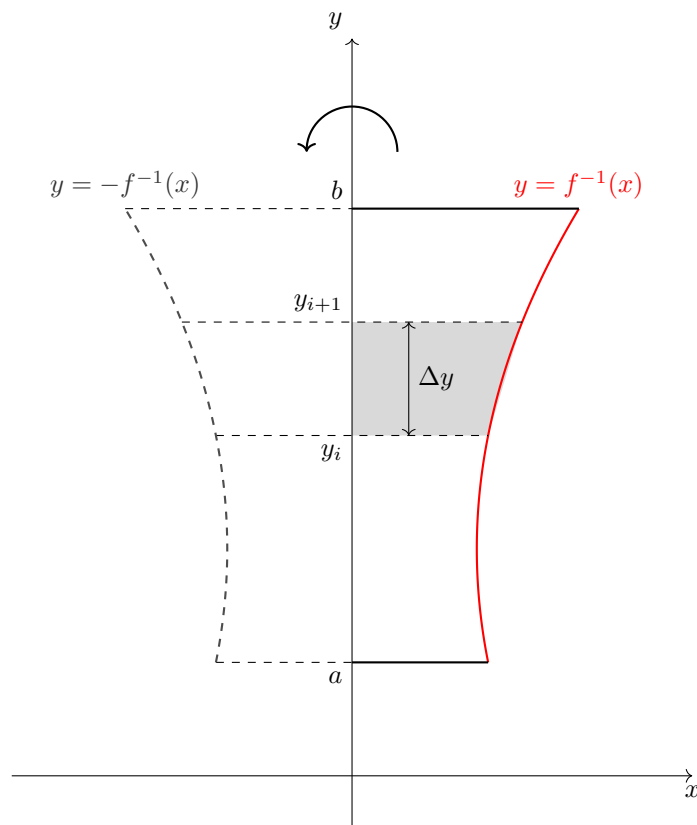
$$V = \pi \int_a^b [f(x)]^2 dx$$



40.3 Revolution around the y-axis

Let a plane curve be given by an equation $x = f^{-1}(y)$ with f^{-1} continuous in the interval $[f(a), f(b)]$. If the curve rotates around the y-axis, we can determine its volume:

$$V = \pi \int_{f(a)}^{f(b)} [f^{-1}(y)]^2 dy$$



41 Center of gravity

41.1 Surface of a homogeneous plane

Consider a surface in the xy -plane, bounded above by a continuous curve $y = f(x)$ and below by another continuous curve $y = g(x)$, within the interval $a \leq x \leq b$.

First, we compute the area between the two functions:

$$A = \int_a^b (f(x) - g(x)) dx$$

The coordinates of its center of gravity $S = (S_x, S_y)$ are then defined by:

$$\begin{aligned} S_x &= \frac{1}{A} \int_a^b x(f(x) - g(x)) dx \\ S_y &= \frac{1}{A} \int_a^b \frac{1}{2} ([f(x)]^2 - [g(x)]^2) dx \end{aligned}$$

41.2 Mass points

41.2.1 For one surface

The total center of gravity (centroid) of two homogeneous surfaces, with partial centers $S_1 = (x_1, y_1)$ and $S_2 = (x_2, y_2)$ and areas A_1 and A_2 , is $S = (x, y)$, where x and y are:

$$\begin{aligned} x &= \frac{x_1 \cdot A_1 + x_2 \cdot A_2}{A_1 + A_2} \\ y &= \frac{y_1 \cdot A_1 + y_2 \cdot A_2}{A_1 + A_2} \end{aligned}$$

41.2.2 For n-surfaces

The xy -coordinates are given by:

$$\begin{aligned} x &= \frac{x_1 \cdot (A_1 + \dots + A_n) \cdot A_n}{A_1 + \dots + A_n} = \frac{\sum_{i=1}^n x_i A_i}{\sum_{i=1}^n A_i} \\ y &= \frac{y_1 \cdot (A_1 + \dots + A_n) \cdot A_n}{A_1 + \dots + A_n} = \frac{\sum_{i=1}^n y_i A_i}{\sum_{i=1}^n A_i} \end{aligned}$$

42 Integral derivative

42.1 Leibniz integral rule

Let $f(t)$ be a continuous function, and let $a(z)$ and $b(z)$ be differentiable functions of z . To compute its derivative, we can use the Leibniz integral rule:

$$\frac{d}{dz} \int_{a(z)}^{b(z)} f(t) dt = f(b(z)) \cdot b'(z) - f(a(z)) \cdot a'(z)$$